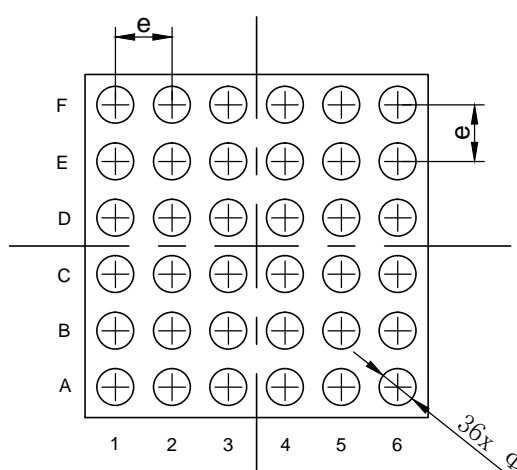
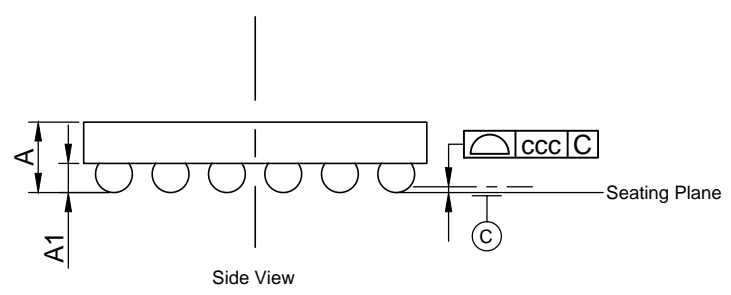
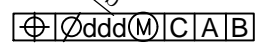


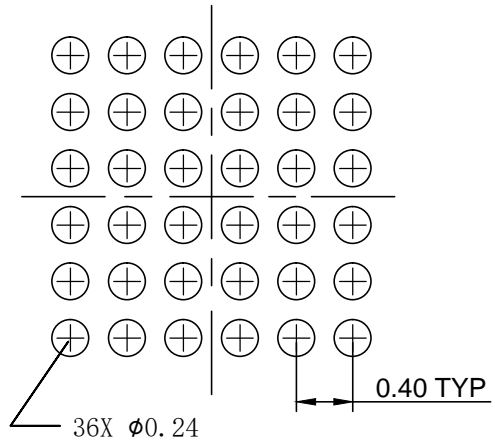
Top View



Bottom View





Side View



BOTTOMRECOMMEND LAND PATTERN

PKG. DIMENSIONS(MM)		
SYMBOL	Min	Max
A	0.46	0.54
A1	0.19	0.23
D	2.41	2.47
e	0.40 BSC	
E	2.41	2.47
b	0.24	0.28
ccc	0.05 TYP	
ddd	0.015 TYP	

Notes:
1. NO JEDEC SPEC APPLIES

 	DATE: 11/05/21
	DESCRIPTION: U-WLB2424-36, Wafer Level
PACKAGE CODE: GE (GE36)	
DOCUMENT CONTROL#: PD-2224	REVISION: A