

2.5V/3.3V CMOS FS XO

NX71SB



7.0 x 5.0mm Ceramic SMD

Product Features

- 4 selectable output frequencies
- Very low phase jitter - < 1ps RMS max.
- Wide frequency range - 5 ~ 250MHz
- Low supply current - 60mA max.
- Industrial Temperature Range
- Pb-free & RoHS compliant
- Fast lead time

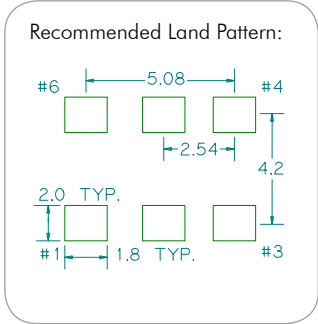
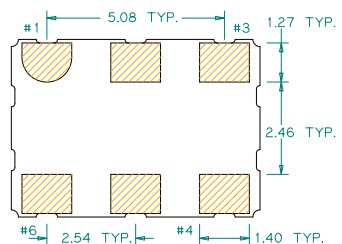
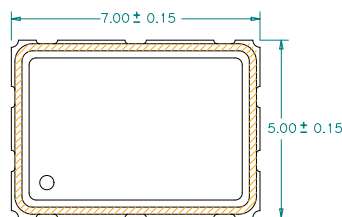
Product Description

The NX71SB XO series is a high performance CMOS crystal oscillator family with very low jitter performance and selectable output frequencies. Depending on customers' needs, this family devices can support up to 4 different frequencies using the FS select pins. It supports various options including wider frequency range, 2.5V/3.3V voltage, and various stabilities. It is designed to meet the clock source specifications for communication systems, and other high performance equipment.

Applications

- Networking systems
- Servers and storage systems
- Profession video equipments
- Test and measurement
- FPGA/ASIC clock generation

Package: (Scale: none, Dimensions are in mm)



Pin Functions:

Pin	Function
1	FS1
2	FS0
3	Ground
4	Output
5	NC
6	V _{DD}

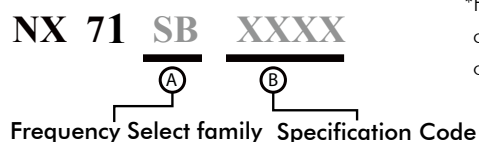
Frequency Select Table:

FS0	FS1	Output
0	0	Freq. 1*
0	1	Freq. 2*
1	0	Freq. 3*
1	1	Freq. 4*

*Freq. 1, Freq. 2, Freq. 3, Freq. 4 can be any frequencies within the output frequency range.

*Extended high frequency power decoupling is recommended (see test circuit for minimum recommendation). To ensure optimal performance, do not route RF traces beneath the package.

Part Ordering Information:



Electrical Performance

Parameter	Min.	Typ.	Max.	Units	Notes
Output Frequency	5		250	MHz	
Supply Voltage	3.135	3.3	3.465	V	
	2.375	2.5	2.625		
Supply Current			60	mA	
Frequency Stability	±20		±50	ppm	±20ppm is for -20°C to 70°C only
Operating Temperature Range	-40		+85	°C	
Output Logic 0, V _{OL}			0.4	V	
Output Logic 1, V _{OH}	V _{DD} -0.4			V	
Output Load			15	pF	
Duty Cycle	45		55	%	Measured 50% V _{DD}
Rise and Fall Time			3	ns	Measured 20/80% of waveform
Jitter, Accumulated, RMS (1-σ)			6	ps	20,000 adjacent periods
Jitter, Phase, RMS	< 40MHz	0.4	1	ps	12kHz to 5 MHz frequency band
	40 to 250MHz	0.4	1	ps	12kHz to 20 MHz frequency band
	125MHz, 156.25MHz	0.4	0.6	ps	12kHz to 20 MHz frequency band
Jitter, pk-pk			40	ps	100,000 random periods

Notes:

- Stability includes all combinations of operating temperature, load changes, rated input (supply) voltage changes, initial calibration tolerance (25°C), aging (1 year at 25°C average effective ambient temperature), shock and vibration.
- Phase jitter typical value is depending on output frequencies.
- For specifications other than those listed, please contact sales.

Frequency Select Function

Parameter	Min.	Typ.	Max.	Units	Notes
Input Voltage (pin 1 & pin 2), FS1 & FS0	0.7 V _{DD}			V	
Input Voltage (pin 1 & pin 2), FS1 & FS0			0.3 V _{DD}	V	
Settling Time after FS Change			10	ms	
Start up Time			10	ms	

Absolute Maximum Ratings

Parameter	Min.	Typ.	Max.	Units	Notes
Storage Temperature	-55		+125	°C	

For the latest product information visit: <http://www.pericom.com/products/crystals-and-crystal-oscillators/hiflex-xo/?part=NX71SB>

For test circuit go to: <http://www.pericom.com/pdf/sre/tc-6pcmos-sb.pdf>

For soldering reflow profile and reliability test ratings go to: <http://www.pericom.com/pdf/sre/reflow.pdf>

For tape and reel information go to: http://www.pericom.com/pdf/sre/tr_7050_xo.pdf