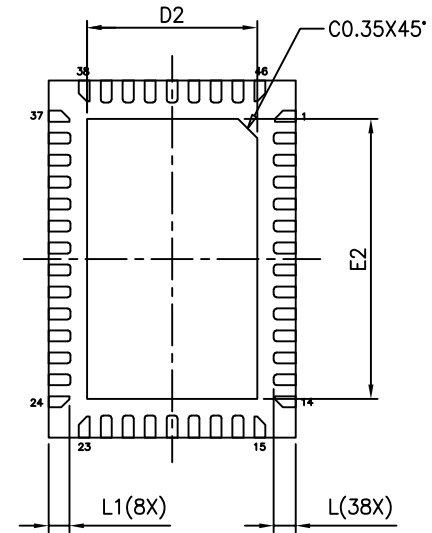
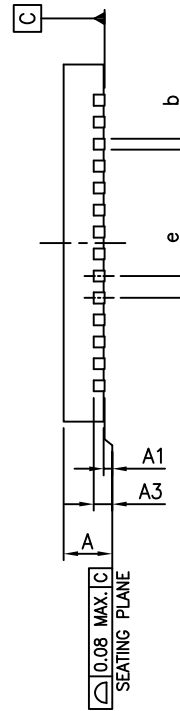
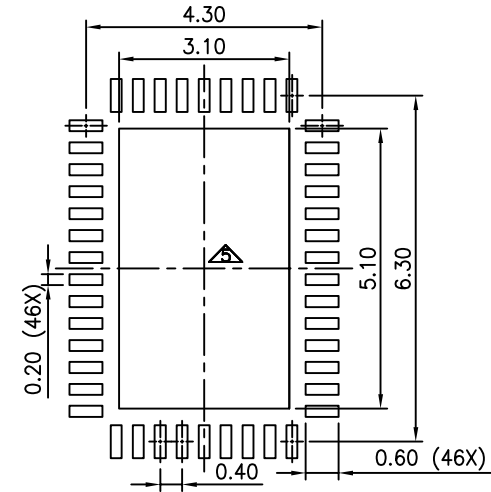


Top View



Bottom View

SYMBOLS	MIN.	NOM.	MAX.
A	0.70	0.75	0.80
A1	0.00	0.02	0.05
A3	0.203 REF.		
b	0.15	0.20	0.25
D	4.40	4.50	4.60
E	6.40	6.50	6.60
e	0.40 BSC		
L	0.35	0.40	0.45
L1	0.33	0.38	0.43
D2	3.05	3.10	3.15
E2	5.05	5.10	5.15



Recommended Land Pattern

NOTE :

1. ALL DIMENSIONS ARE IN mm. ANGLES IN DEGREES.
2. COPLANARITY APPLIES TO THE EXPOSED THERMAL PAD AS WELL AS THE TERMINALS.
3. REFER JEDEC MO-220
4. RECOMMENDED LAND PATTERN IS FOR REFERENCE ONLY.
5. THERMAL PAD SOLDERING AREA (MESH STENCIL DESIGN IS RECOMMENDED).



DATE: 05/31/23

DESCRIPTION: W-QFN4565-46

PACKAGE CODE: ZL (ZL46)

DOCUMENT CONTROL #: PD-2283

REVISION: --