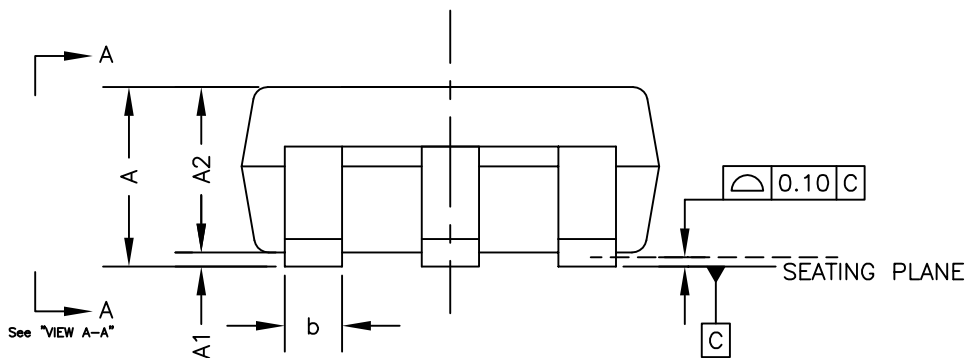
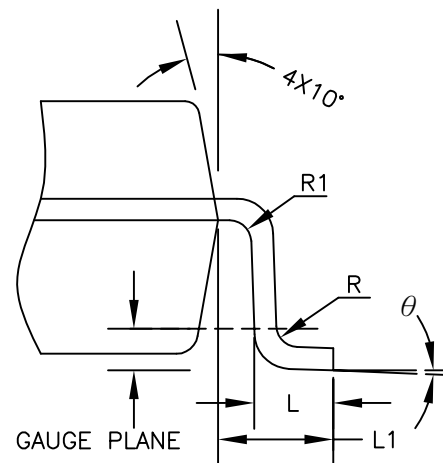


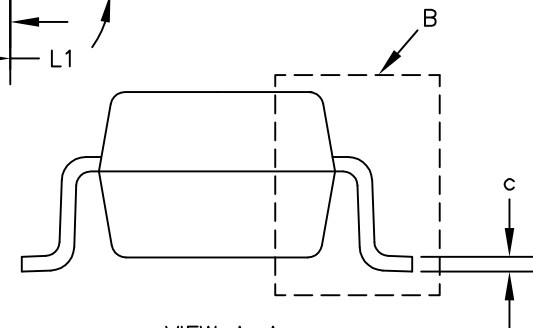
TOP VIEW



SIDE VIEW



DETAIL B



VIEW A-A

SYMBOLS	MIN.	NOM.	MAX.
A	—	—	1.45
A1	0.00	—	0.15
A2	0.90	1.15	1.30
b	0.30	—	0.50
c	0.08	—	0.22
D	2.75	2.90	3.05
E	2.60	2.80	3.00
E1	1.45	1.60	1.75
L	0.30	0.45	0.60
L1	0.60 REF		
R	0.10	—	—
R1	0.10	—	0.25
θ	0°	4°	8°
e	0.95 BSC		
e1	1.90 BSC		

NOTE :

1. ALL DIMENSIONS IN MILLIMETERS. ANGLES IN DEGREES.
2. DIMENSIONS EXCLUDE MOLD FLASH, PROTRUSIONS OR GATE BURRS.
3. REFER EIAJ SC74A AND JEDEC MO-178C.